

In Ohio, after a statewide smallpox epidemic in 1917 and the nationwide influenza epidemic in 1918 through 1920, it became clear that a more comprehensive and formalized approach to public health was necessary. The enactment of the Hughes-Griswold Act accomplished this and the beginning of laws for public health were established.



In the 100 years that have passed since Hughes-Griswold, public health has had a significant impact on the health and quality of life in Logan County, Ohio:

- People are living an average of 25 years longer;
- small pox, once a common deadly occurrence, has been eradicated;
- motor vehicle fatalities have been reduced by 90% and;
- deaths from sudden infant death syndrome have decreased 50%.

* Follow us on [Twitter@LoganCoHealth](https://twitter.com/LoganCoHealth) or facebook.com/loganchd for Public Health Emergency Notifications

2019 Spotlight on Services Provided in Logan County

215 children have received assistance through Children with Medical Handicaps (CMH). Families with children under 21 having chronic medical needs have been linked to services and financial resources.



1,892 Vaccinations given, a 23% increase from last year.

1,938 residents received health education outreach .

55 newborn baby visits ensuring mom and baby are on the right track, preventing infant deaths and referring to other services when needed.

"It is amazing what good teamwork can accomplish!I love working with you all."
Satisfied Partner Agency



75 families received fresh fruits and vegetables at the Farmer's Market through the Women, Infants and Children (WIC) Supplemental Nutrition Program.

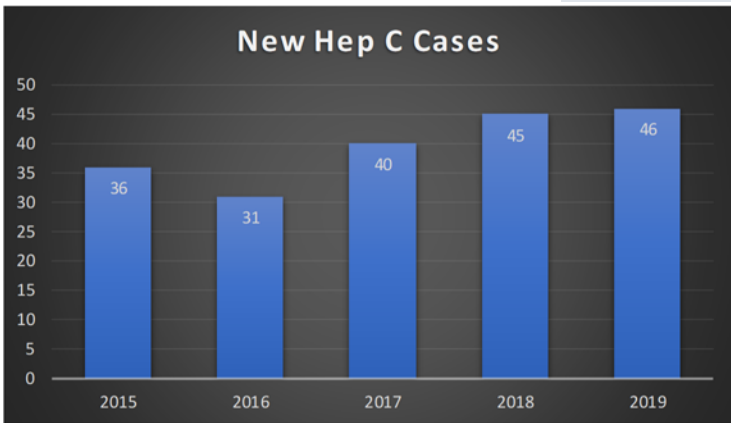
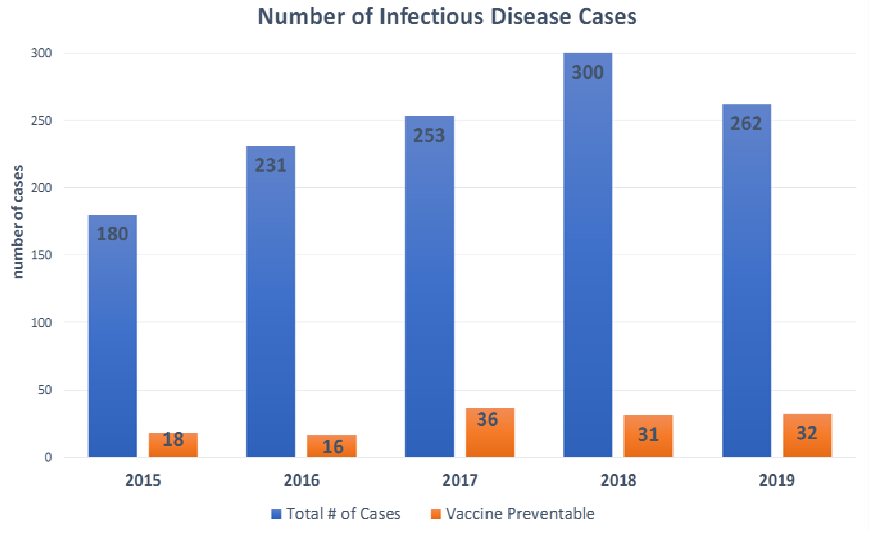
71% of moms in the WIC program chose to try breastfeeding.

Top 5 reportable diseases for Logan County in 2019

- 51% - Chlamydia (STD)
- 18% - Hepatitis C
- 7% - Gonorrhea (STD)
- 7% - Influenza (hospitalized)
- 4% - Salmonella

Approximately **1500** nursing hours per year are spent investigating infectious diseases in Logan County.

Nursing Division



There are over 100 communicable and reportable disease that are followed at the local level for the Ohio Department of Health. Logan County Health District investigates an average of 250-300 cases per year and has seen an increase in the total number of cases over the past 5 years.

29 Narcan trainings held; **382** individuals trained; **386** doses of Narcan provided

You might be the first responder.
Be prepared.

Funding for this program, Integrated Naloxone Access and Infrastructure was made possible (in part) by (1H79TI081684-01) from SAMHSA. The views expressed in written conference materials or publications and by speakers and moderators do not necessarily reflect the official policies of the Department of Health and Human Services; nor does mention of trade names, commercial practices, or organizations imply endorsement by the U.S. Government. Additional funding was provided by the Mental Health, Drug & Alcohol Services Board of Logan & Champaign Counties.



Emergency Preparedness

It has been more than 10 years since the H1N1 Pandemic Flu occurred in Logan County, Ohio and across the United States. Therefore, the emphasis for our major (tabletop) exercise in 2019 was influenza and the community response. Eleven Logan County agencies attended and 5 health department staff attended with a total of 20 participants.

Public Health Staff have completed **24** drills, **14** exercises, **26** trainings and managed **5** real life events.

Environmental Health Division

Protecting Logan County's food, air and water for the better health of all!

Program	Licenses & Permits		Inspections	
	2018	2019	2018	2019
Solid Waste Landfill	1	1	14	11
Resident Camps	7	7	9	10
Public Pools	31	31	171	153
RV Parks	41	41	89	97
Private Sewage	55	62	85	100
Private Water	113	115	173	181
Commercial Plumbing	73	74		
Residential Plumbing	165	205		
Food Facilities	261	276	715	1068
Mobile Food Services	76	79	*	*
Vending Locations	80	79	80	79
Temporary Food Services	48	33	48	33
Manufactured Home Parks			17	23
Water Samples Tested			495	552
Animal Bite Investigations			90	110
Nuisance Investigations			118	185

*Each locally licensed mobile facility receives at least 1 inspection / year

924 sanitarian hours were spent in 2019 implementing the new state-mandated Operation & Maintenance (O&M) Sewage Program in Logan County.

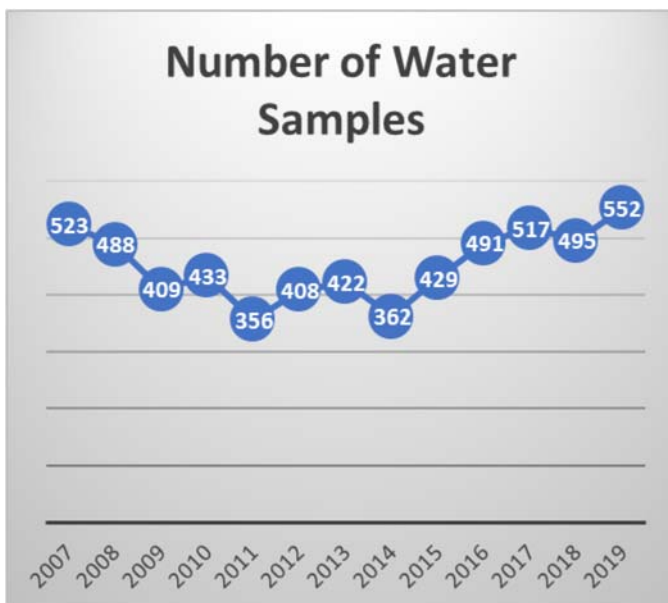
185 nuisance investigations, *keeping your neighborhoods clean and safeguarding property values, a 57% increase from 2018.*



1,068 food inspections, **keeping the food you eat safe!**

“Thank you so much for your prompt attention. That’s hard to find anymore.”

Satisfied Environmental Health Customer



153 public pool inspections, **preventing the spread of waterborne infectious disease.**



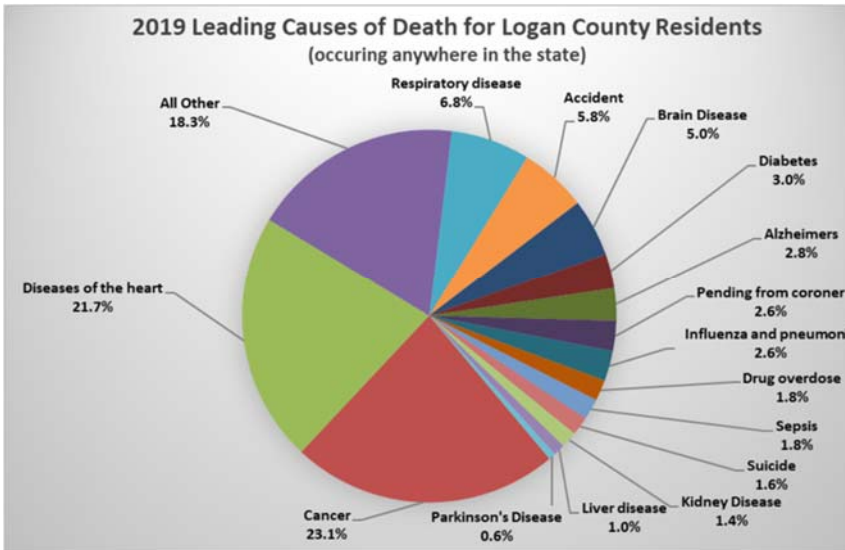
110 animal bite investigations, **protecting you** from infectious disease.

Did you know?

LCHD can issue **birth certificates** for births that occurred **anywhere in Ohio**. LCHD issued 21% more birth certificates in 2019 than in 2018, likely due to the new driver's license requirements.

2019 Vital Records Report			
Birth Certificates Issued	2,538	Death Certificates Issued	1,665
Births Occurring in Logan County	356	Deaths Occurring in Logan County	407
Births of Residents Occurring in Ohio	533	Deaths of Residents Occurring in Ohio	498
Hospital Births	339	Females	198
Home Births	17	Males	209
Females	182	Age 100+	5
Males	182	Oldest	108 years
Sets of Twins	3	Youngest	2 years

Data Sources: LCHD & ODH Vital Statistics



Fun Fact

Serenity was the most common name for girls in Logan County in 2019.

The most common name for boys was *Jackson* most often spelled *Jaxon*.



310 S. Main Street
Bellefontaine, Ohio 43311
Phone: 937-592-9040
Fax: 937-592-6746

Health Commissioner
Boyd C. Hoddinott, MD, MPH

Logan County Board of Health
Robert G. Harrison, President
Robin J. Price, Vice President
Grant Varian, MD
Tobi Collins
Mary C. (Chris) Watkins



2019 Financial Report

	Revenue	Expenditures	Balance
General Public Health	1,076,737	973,317	103,420
RV Parks/Campgrounds	13,302	11,322	1,980
Food Safety	109,745	95,943	13,802
Water Systems	49,205	45,401	3,804
Swimming Pools	10,425	8,897	1,528
Sewage Systems	177,369	114,089	63,280
Infectious Waste	636	579	57
C&DD Waste	14,164	10,734	3,430
Solid Waste	60,000	59,738	262
Federal WIC	179,111	169,652	9,459
Federal Emergency Preparedness	73,944	74,482	(538)
Get Vaccinated Ohio	10,021	5,593	4,428
Total Receipts	\$1,774,659	\$1,569,747	\$204,912

LCHD's financial accounts are audited biennially on behalf of the state and are found to be presented fairly with no significant findings.

Did you know?

LCHD accepts **credit** and **debit cards** for transactions.

