

## LCHD obtained NATIONAL Public Health Accreditation in August of 2018!



Out of Ohio's 113 Health Districts, only 26 are accredited. Nationally only 209 local Health Departments have obtained accreditation. PHAB accreditation ensures your health district has met the national standards for public health. Logan County Health District.....

Your trusted local public health authority!

## 2018 Spotlight on Services Provided in Logan County



Staff participated in Emergency Preparedness Activities to keep you safe in the event of an unexpected event: **22 Drills, 13 Exercises and 22 Trainings**

**33 Dental screenings** giving uninsured or underinsured residents increased access to dental care.

**720** residents were educated about the importance of dental health.



**161 children** have received assistance through Children with Medical Handicaps (CMH). Families with children under 21 having chronic medical needs have been linked with proper services and financial resources.



**1540 Vaccinations** given

**2,433 residents** were reached with health education outreach .

**70 newborn baby** visits ensuring mom and baby are on the right track, preventing infant deaths and referring to other services when needed.

**44% reduction** in the number of children with obesity enrolled in the Women, Infants and Children (WIC) Supplemental Nutrition Program. **39% of moms** chose to breastfeed.



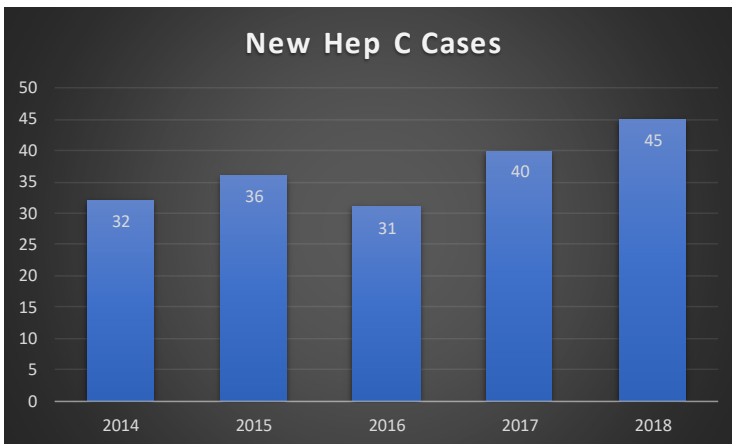
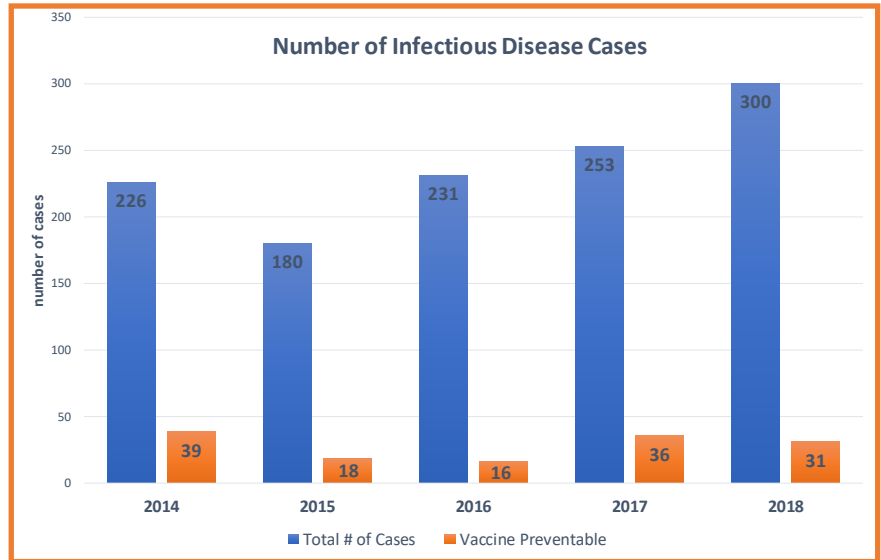
## Nursing Division

### Top 5 reportable diseases for Logan County in 2018

- 49% - Chlamydia (STD)
- 15% - Hepatitis C
- 12% - Gonorrhea (STD)
- 6% - Influenza (hospitalized)
- 5% - Salmonella

There are over 100 communicable and reportable disease that are followed at the local level for the Ohio Department of Health. Logan County Health District **investigates** an average of **250-300 cases per year** and has seen an increase in the total number of cases over the past 5 years.

Approximately **1500 nursing hours** per year are spent investigating infectious diseases in Logan County.



**184** cases of Hep C diagnosed over the past 5 years. Rates have increased by 41% during this time period.



The average cost to treat Hepatitis C can range from **\$26,400 to \$94,800**. LCHD is supportive of community services to reduce the incidence of Hepatitis C.

## Public Health Emergency Preparedness

*We Remember and We Prepare*

2018 was the **100<sup>th</sup> anniversary** of The Great 1918 Pandemic, which was the most severe pandemic in recent history. 500 million people or **one-third of the world's population** became infected with this virus. Deaths estimated to be at least 50 million worldwide with about 675,000 occurring in the United States.



Follow us on Twitter@LoganCoHealth or facebook.com/loganchn for Public Health Emergency Notifications

# Environmental Health Division

Protecting Logan County's food, air and water for the better health of all!

Licenses, Permits & Registrations	2017	2018
Solid Waste Landfill License	1	1
Public Pool Licenses	31	31
RV Park/Camp Licenses	41	41
Sewage Permits	56	55
Private Water System Permits	134	113
Resident Camp Registrations	7	7
Commercial Plumbing Permits	64	73
Residential Plumbing Permits	172	165
Food Service Licenses	266	261
Mobile Food Service Licenses	70	76
Vending Machine Licenses	89	80
Temporary Food Service Licenses	50	48

Inspections	2017	2018
Solid Waste Landfill Inspections	15	14
Pool Inspections	163	171
RV Park & Camp Inspections	77	89
Sewage Inspections	105	85
Private Water System Inspections	210	173
Resident Camp Inspections	10	9
MH Park Inspections	23	17
Plumbing Inspections	384	423
Food Safety Inspections	475	715
Animal Bite Investigations	40	90
Nuisance Investigations	48	118
Nuisance Inspections	66	79



**715** food inspections **keeping the food you eat safe!**

“I wanted to thank you for all that you do and for all that I learned from your visits here (food inspections).... You definitely made me better at my job!”

Food Service Director

**90** animal bite investigations,  
**protecting you** from infectious disease

**118** nuisance investigations **keeping your neighborhoods clean and safeguarding property values**

**171** public pool inspections, **preventing the spread of waterborne infectious disease**



“We just can’t thank you enough for your time, persistence and helpfulness. This information is so critical for us in deciding whether to buy (in Logan County).... Your responsiveness and helpfulness has left my husband and I feeling very good about the opportunity to enjoy your area.”

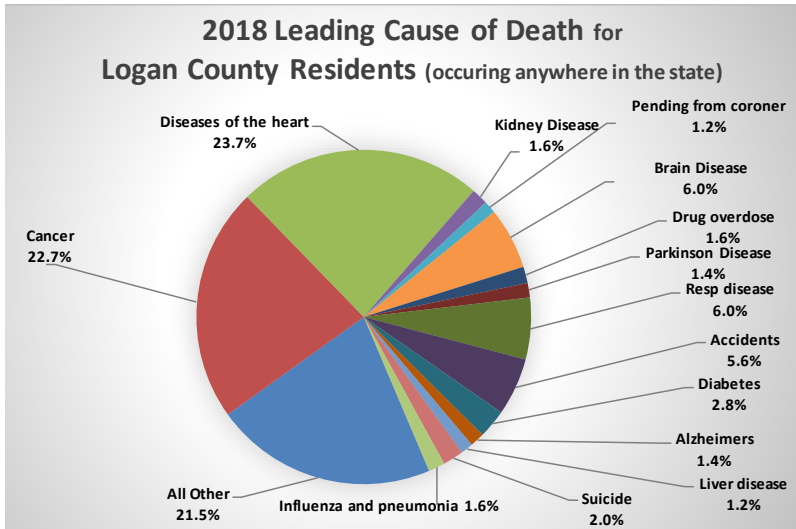
New residents

Did you know....

LCHD can issue **birth certificates** for births that occurred **anywhere in Ohio**.

2018 Vital Records Report			
Birth Certificates Issued	2,090	Death Certificates Issued	1,615
Births Occurring in Logan County	380	Deaths Occurring in Logan County	380
Births of Residents Occurring in Ohio	563	Deaths of Residents Occurring in Ohio	503
Hospital Births	352	Females	183
Home Births	28	Males	197
Females	181	Age 100+	6
Males	199	Oldest	109
Sets of Twins	2	Youngest	3 months

Data Sources: LCHD & ODH Vital Statistics



**Fun Fact**

*Grace and Emma* were the most common names for girls in Logan County in 2018.

The most common name for boys was *James*.

**2018 Financial Report**

	1/1/18 Beginning Balance	Revenue	Expenditures	12/31/18 Ending Balance	Change in Balance
<b>General Fund (Tax Supported)</b>					
District Health	\$ 378,459	\$974,303	\$ 842,684	\$ 490,079	\$ 111,620
		(\$600,000 Tax Receipts)			
<b>Licensed Programs (Restricted Use)</b>					
Water Systems	\$ 40,063	\$ 47,544	\$ 40,025	\$ 47,583	\$ 7,520
Solid Waste	\$ 63,006	\$ 60,000	\$ 59,991	\$ 63,015	\$ 9
Marina Sanitation	\$ 1,079	\$ -	\$ -	\$ 1,079	\$ -
Swimming Pools	\$ 1,382	\$ 10,425	\$ 11,097	\$ 710	\$ (672)
Sewage Treatment	\$ 19,084	\$ 27,524	\$ 32,248	\$ 14,360	\$ (4,724)
C&DD Waste	\$ 3,326	\$ 9,663	\$ 11,794	\$ 1,195	\$ (2,131)
Food Safety	\$ 68,802	\$105,640	\$ 69,557	\$ 104,885	\$ 36,083
Infectious Waste	\$ 668	\$ 852	\$ 495	\$ 1,025	\$ 357
RV Parks/Camps	\$ 3,405	\$ 13,247	\$ 14,765	\$ 1,886	\$ (1,519)
<b>Contingency (Future Use)</b>					
*Accumulated Benefits WIC	\$ 64,182	\$ -	\$ -	\$ 73,870	\$ 9,688
<b>Home Health Agency (Separate Entity - Closure Effective 1/31/2016)</b>					
Home Health Services	\$ 74,753	\$ -	\$ -	\$ 74,753	\$ -
<b>Federal Grants (Restricted Use)</b>					
PH Emergency Preparedness	\$ 14,681	\$ 82,549	\$ 81,682	\$ 15,549	
Women, Infants, Children	\$ 32,455	\$226,907	\$ 212,782	\$ 56,894	

\*Accumulated Benefits WIC-At the end of a fiscal year the WIC grant allows the WIC program to set aside unused Accrued funds for use by WIC only, for future benefits such as WIC retirements, to help the Health District budget.

LCHD's financial accounts are audited biennially on behalf of the state and are found to be presented fairly with no significant findings.

Did you know....

LCHD accepts **credit** and **debit cards** for transactions?



  
**Logan County Health District**  
 310 S. Main Street  
 Bellefontaine, Ohio 43311  
 Phone: 937-592-9040  
 Fax: 937-592-6746  
 Email: lchd@loganhealth.org  
 www.loganhealth.org

**Health Commissioner**  
 Boyd C. Hoddinott, MD, MPH

**Logan County Board of Health**  
 Robert G. Harrison, President  
 Robin J. Price, Vice President  
 Grant Varian, MD  
 Tobi Collins  
 Mary C. (Chris) Watkins

